



## Photoelectric slot sensor GL5-L/43a/115a



- Miniature design
- Optimized for the detection of small parts
- High switching frequency
- Simple and fast mounting
- Clearly visible LED functional display

Miniature slot sensor for small part detection, L design, 5 mm slot width, infrared light, PNP output, with 0.2 m fixed cable and M8 plug, 4-pin



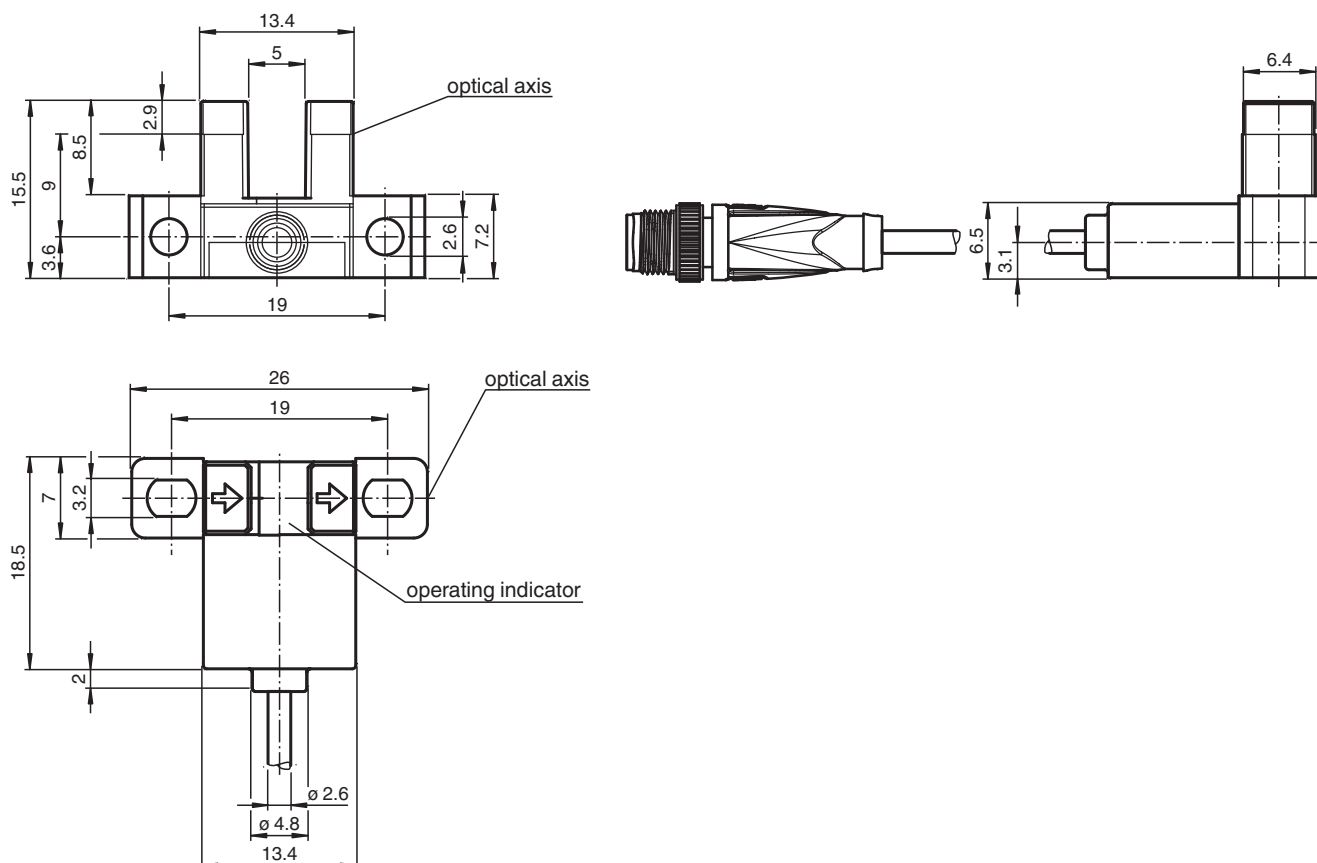
### Function

The GL5 miniature slot sensor compares a high optical performance in a small housing and is optimized to the requirements in semiconductors industry for small part detection. A wide voltage range of 5 - 24 V DC and the fastest switching frequency of 5 kHz in its class stands for the quality of this sensor. The integrated aperture allows the small part detection with a minimum object size of 0.8 x 1.8 mm. The sensor offers antivalent npn or pnp outputs. Due to a variety of different housings and an optimized housing concept offers the sensor a maximum of freedom in a crowded mounting environment.

### Application

- Detection of lead frames
- Detection of cam positions
- Detection of limit positions of moving objects
- Position detection of wafer cases

## Dimensions



## Technical Data

## General specifications

Light source	IRED
Light type	Infrared, continuous light , 940 nm
Target size	0.8 x 1.8 mm
Slot width	5 mm
Slot depth	8.5 mm
Ambient light limit	1000 Lux

Functional safety related parameters
<p> <b>Functional safety related parameters</b> </p>

MTTF <sub>d</sub>	3760 a
Mission Time (T <sub>M</sub> )	20 a
Diagnostic Coverage (DC)	0 %

## Indicators/operating means

Function indicator	red LED lights up when receiving the light beam
--------------------	---

### Electrical specifications

Operating voltage	$U_B$	5 ... 24 V DC , class 2
No-load supply current	$I_0$	max. 20 mA
Time delay before availability	$t_v$	< 2 ms

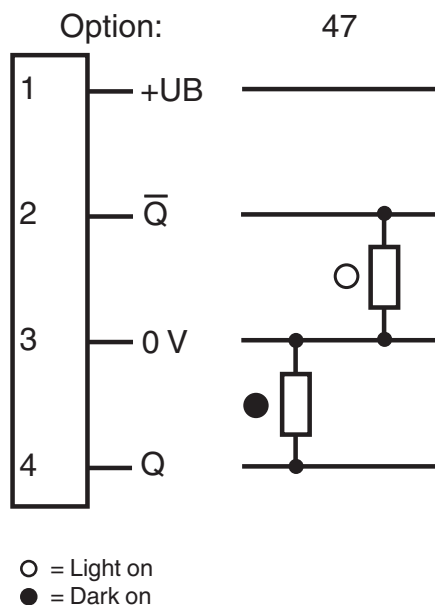
**Output**

Switching type		light/dark on
Signal output		2 PNP complementary , overvoltage protected
Switching voltage		max. 30 V DC
Switching current		max. 50 mA , resistive load
Voltage drop	U <sub>d</sub>	max. 0.2 V at 10 mA max. 0.6 V at 50 mA
Switching frequency	f	max. 5 kHz

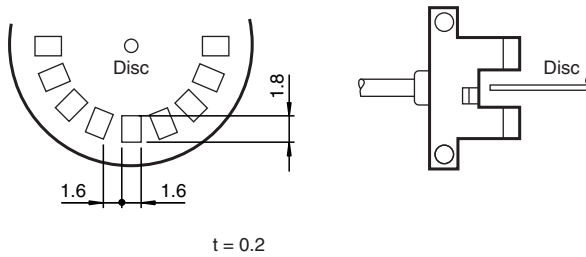
## Technical Data

Response time		40 µs Light beam is not interrupted 80 µs Light beam is interrupted
Repeat accuracy	R	0.03 mm
<b>Compliance with standards and directives</b>		
Directive conformity		
EMC Directive 2004/108/EC		EN 60947-5-2:2007+A1:2012
Standard conformity		
Standards		UL 60947-5-2
<b>Approvals and certificates</b>		
UL approval		cULus Recognized, Class 2 Power Source
CCC approval		CCC approval / marking not required for products rated ≤36 V
<b>Ambient conditions</b>		
Ambient temperature		-25 ... 55 °C (-13 ... 131 °F)
Storage temperature		-30 ... 80 °C (-22 ... 176 °F)
Pollution degree		2
<b>Mechanical specifications</b>		
Housing width		18.5 mm
Housing height		26 mm
Degree of protection		IP50
Connection		with 0.2 m fixed cable and M8 plug, 4-pin
Material		
Housing		PBT
Mass		25 g
Tightening torque, fastening screws		0.6 Nm

## Connection Assignment



## Technical Features



### Response frequency

The response frequency is the value when the disc is rotated, see figure.